

## Weekly Holiday Homework

**11<sup>th</sup> May, 26 to 16<sup>th</sup> May, 26**

**Physical:-** Start your day by cycling in the morning

**Craft:-** Mobiles are of great use and making own mobile stand is of great interest so use the waste materials like cardboard or empty bottle of talcum powder or lizol bottle, etc to make the mobile stand.

**Science:-** Have you ever observed that cooking utensils are made of metals like iron, steel, copper and aluminum but their handles are either made up of plastic or wood? Find out the reason behind it. Explore the reason by doing it practically under your adults' supervision.

**Mathematical Activity:-** Help your parents in calculating the monthly bill for the milk.

**Help at home:-** Arrange your wardrobe. Sort out the materials you don't require any more. If they are in good condition, keep them separate and donate it to some needy people.

**Language skill:-** Read few story books. Note down the new words you come across. Find its meaning in the dictionary and write it in a copy.

**Environmental :-** Do the plantation of any plant of your choice. Learn the process of plantation. Water it regularly and take care of the plant.

**Heritage :-** Make a heritage dish and write the recipe in proper paragraphs.

**18<sup>th</sup> May, 26 to 23<sup>rd</sup> May, 26**

**Physical:-** Listen to your favourite song or music and either dance on it or do Zumba.

**Craft :-** Make the game of **Bowling Pins** . You will need 6 plastic bottles of same size, paint, paint brush, sponge. Colour all the bottles in the similar way and then allow those bottles to dry. Your bowling pins will be ready. Enjoy the games with a ball.

### **Science Activity:- Experiment**

**Materials Required:-** A heavy duty rubber band, at least 6 cm wide.

**Method :-** Hold the rubber band between your two hands and stretch it tightly. Gently place it against your cheek. What did you feel? Now release the stretching of the rubber band and once again hold it to your face. Now what did you feel? Repeat the process several times and find the observation and the reason behind it.

**Mathematical Activity:-** Measure the sapling which you had planted in the previous week. Measure it with the help of both the scale and handspan. Record the observations.

**Help at home:-** Salad is the healthy part in each meal. Prepare salad and decorate it for the lunch. You can make kachumar salad, diced salad, sprouted salad or vegetable raita. Click the photo and share it in your class group.

**Language activity:-** Write an informal letter to your maternal grandparents and share your best experiences of class III with them.

### **Environmental:- Pollution Catcher**

**Materials required:-** paper plate, petroleum jelly and a string

**Method:-** Take a paper plate and apply petroleum jelly on it. Make two holes at the top of the plate and tie a string . Hang it somewhere outside in an open space for a day. Observe what happens to the plate and try to find out the reason behind it.

**Heritage:-** Wear any traditional dress and speak about it. Make a short video on it.

### **25<sup>th</sup> May,26 to 30<sup>th</sup> May,26**

**Physical:-** Play balloon tennis with your siblings or friends. For this you need balloon, paper plates, scale and glue gun. Stick the scale with the help of a glue gun to the paper plates. Your tennis rackets are ready. Now blow the balloon and enjoy the game.

**Craft:-** Take an old piece of cloth and learn how to stitch a button. Do it under the supervision of an adult. This sewing skill will help you in the future.

### **Science:- Apple Science Experiment**

**Materials Required :-** 1 apple, milk, water, baking soda, vinegar, lemon juice and 6 glass bowls

**Method :-** Cut the apple into 6 pieces. Keep the apples in the glass bowls dipped into the above mentioned things. Observe what changes occur in the apple? Find out the reason behind it.

**Mathematical activity:-**

- Count the total amount of money in your piggy bank
- Expand the amount you have got
- Make the largest and the smallest no. out of those digits
- Difference between the largest and the smallest number

**Help at home :-** Spread clothes on a cloth line and when dried fold everyone's cloth and keep them at correct place.

**Language Activity:-** Create your own imaginative story and represent it in the form of a comic story on A4 sheet. Share your story in the class group.

**Environmental :-** Take a ride on the E Bus in your city. Feel the difference between the buses which runs on petrol and on electricity. Share your feelings in the form of a poster on A4 sheet.

**Heritage:-** Make a family tree and write values and traditions your family follows. Use an A4 sheet to do so.

**1<sup>st</sup> June,26 to 6<sup>th</sup> June,26**

**Physical Activity:-** Learn a folk song or folk dance of Ayodhya either from your parents or grandparents. Make its video and share it with us.

**Craft :-** Take a plain T shirt and draw something on it by using fabric colour. Use that T shirt as an outfit.

**Science :-** Make your own **Plant Self Watering System**. Use this link to get help

<https://youtube.com/shorts/k7l6k8mJfFg?si=9JO2ivL5Xa5p1rKY>

**Mathematical Activity:-** Dice Game

**Materials Required :-** 4 dices , chalks and 2 players

**Method :-** Roll the dice for at least 5 minutes . Note down the numbers you received. Now add the numbers . Who will get the more numbers will be the winner.

**Help at home:-** Lay the dining table, clean after and before the lunch and dinner, clean the bed and arrange the study table.

**Language activity :-** Compose poem on ' Summer Holidays' . Write it in English writeup paper and share it in the group.

**Environmental:-** Make a rain gauge . Follow the link to get the idea

<https://youtu.be/Rh18GMwwV4M?si=9xeudXSIkj-X2hD->

**Heritage:-** Listen to any folk story from your parents or grandparents or any elders and then represent the story in a form of a poem. You can take help from your elders.

**Jingle Bell School**  
**Comprehension Passage**  
**Class III**

**Read the passage given below and answer the given questions:-**

One evening, all the animals of the kingdom came together for a meeting. When they all were discussing about their problems suddenly they heard the deafening roar of the leopard. The monkeys climbed up a tree. The deer took a few leaps and was out of the sight. The bear hid behind the bushes. All the animals disappeared. Even the birds stopped chirping.

But the little mongoose did not move an inch and it stood firmly at its place. The leopard was surprised to see such a tiny animal not fearing him ----- neither running away nor afraid.

The leopard got angry. Showing its teeth, it asked, "Don't you know I am the king of the forest? All the animals hide in fear, wherever I go."

The mongoose laughed and said, "there is nothing new about that. The same happens with me." The leopard was surprised and asked, "Can you prove this?"

"Yes, of course "said the mongoose. "But it is possible on only one condition and it is that if I will prove it, you will leave the forest and go."

The leopard agreed and in the next morning the mongoose walked ahead the leopard. As usual, the leopard roared loudly as he walked. Wherever they went, animals ran away. The leopard couldn't understand why this was happening. He silently bowed his head and left the forest.

Q1. Suggest a suitable title to the story.

---

---

Q2. Why did the animals run in fear?

---

---

---

Q3. Why the mongoose did not run away?

---

---

Q4. How did the mongoose trick the leopard?

---

---

---

Instruction: Fill in the gaps with the appropriate form of the verb *using*  
Past *Tense*

Who was she? Where was she? What was happening?



Yesterday, it 1. \_\_\_\_\_ (rain) and  
2. \_\_\_\_\_ (thunder) all day. Ann  
3. \_\_\_\_\_ (play) inside the house. She  
wanted to be outside. She 4. \_\_\_\_\_  
(play) outside because it 5. \_\_\_\_\_  
(rain). She 6. \_\_\_\_\_ (feel) tired of  
being trapped inside the house.

Ann 7. \_\_\_\_\_ (try) to keep busy  
inside the house. She 8. \_\_\_\_\_ (read) her book until the  
electricity went out. Then, she decided to practice her sewing.  
She 9. \_\_\_\_\_ (practice) sewing until lunchtime. After  
lunch, she sat by the window and watched the rain.

While Ann 10. \_\_\_\_\_ (watch) the rain, the phone rang.  
Her mother 11. \_\_\_\_\_ (call) to say she 12. \_\_\_\_\_  
(come) home. She 13. \_\_\_\_\_ (bring) a new game. Ann  
and her mother ate ice cream and played the game.

While they 14. \_\_\_\_\_ (have), the rain stopped! But Ann  
didn't even notice. She 15. \_\_\_\_\_ (have) such a good  
time with her mom!

This exercise was made using the exercise presented by Really Learn English, taken from  
<https://www.really-learn-english.com/support-files/past-progressive-story-1.pdf>

**Homophones**  
**Spelling Activity**

**Class III**

Choose the correct word, then complete each sentence: -

1. That is \_\_\_\_\_ car in the garage. (their/there)
2. Shaili is not \_\_\_\_\_ to go to the disco. (aloud/ allowed)
3. The seeds were \_\_\_\_\_ away by the wind. ( born /borne)
4. The dog began to \_\_\_\_\_ the bone. (bury / berry)
5. Greyhounds are dogs that are \_\_\_\_\_ for racing. (breed /bred)
6. My mother wrote a \_\_\_\_\_ (cheque/ check)
7. A female dog gave \_\_\_\_\_ to seven puppies. (berth/ birth)
8. My dog \_\_\_\_\_ a rabbit yesterday. (court /caught)
9. Porridge is made up of \_\_\_\_\_ (cereal/ serial)
10. Did you \_\_\_\_\_ the glass? (break/ brake)
11. She is wearing a high \_\_\_\_\_. (heel/ heal)
12. I had apple pie and cream for \_\_\_\_\_. (desert/dessert)
13. When is my next assignment \_\_\_\_\_? (due/ dew)

### Mixed Bag

Renu, Sheela, Ajay, Rohan and Balu went to the Amusement Park. Observe the given data and solve the following word problems.

#### Rides and Cost/Ride:

- Merry go round — Rs 25
- Giant wheel — Rs 30
- Roller coaster — Rs 85
- Space shuttle — Rs 50

1. Renu went for the giant wheel and space shuttle. How much did she spend?

\_\_\_\_\_

2. Sheela went only for the Roller coaster ride. But she spent more than Renu.

How much more did she spend? \_\_\_\_\_

3. Balu went for all the rides. How much did he spend? \_\_\_\_\_

4. Rohan spent Rs 55, which rides did he choose? \_\_\_\_\_ and \_\_\_\_\_

5. Ajay had Rs 75, which rides do you think he chose? \_\_\_\_\_

6. Which child spent the least amount? \_\_\_\_\_

*Learning Outcome: Performs simple calculations with money*

## Drawing Clocks

Draw the arms of the clock to show the time as per the instructions.

**1. Draw a clock which shows:**

Hour hand at 7

Minutes hand at 1

What time does the clock show? \_\_\_\_\_

---

**2. Draw a clock which shows:**

Hour hand at 9

Minutes hand at 12

What time does the clock show? \_\_\_\_\_

---

**3. Draw a clock which shows:**

Hour hand at 12

Minutes hand at 2

What time does the clock show? \_\_\_\_\_

---

**4. Draw a clock which shows:**

Hour hand between 3 and 4

Minutes hand at 8


What time does the clock show? \_\_\_\_\_

---

**Learning Outcome:** Draws the arms of a clock to show a specific time as per the instructions.

Fraction of a Number


Colour the objects to indicate the fractions.



$\frac{1}{3}$



$\frac{3}{4}$



$\frac{2}{5}$



$\frac{5}{6}$




$\frac{2}{6}$

$\frac{2}{6}$



$\frac{1}{8}$



$\frac{7}{8}$



$\frac{5}{9}$



$\frac{5}{6}$



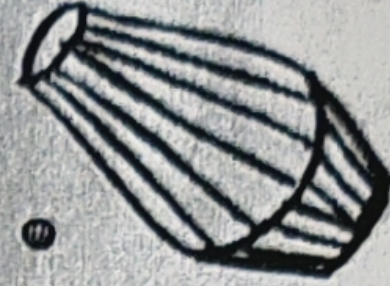
$\frac{4}{4}$




वर्ग पहिली से चित्रों के अनुसार ऋट्ट की मात्रा के शब्द ढूँढकर उनके सामने लिखें।



गृ	ह	वृ	क्ष	घृ
नृ	कृ	ष	क	त
प	पा	भ	पृ	कु
वृ	ती	य	ष्ठ	मा
ण	मृ	दं	ग	री
द	ग	गृ	हि	णी







## India – A Land of Rich Heritage

### A. Name the following

1. A famous monument known for its beauty.
2. A festival celebrated in Kerala.
3. A famous fort in Rajasthan.
4. A monument in Hyderabad.
5. In which state is the Lotus Temple.
6. A monument in Jaipur
7. National anthem
8. National emblem
9. National tree
10. National flower

### B. Fill in the blanks

1. \_\_\_\_\_ and \_\_\_\_\_ are two epics.
2. The \_\_\_\_\_ and \_\_\_\_\_ are a collection of folk tales.
3. \_\_\_\_\_ tales are passed from one generation to another.
4. Taj Mahal is a \_\_\_\_\_ heritage.
5. 26<sup>th</sup> January is celebrated as \_\_\_\_\_.
6. The Golden Temple is in \_\_\_\_\_.

### C. Write True or False.

1. Festivals can be grouped in three categories.
2. Gandhi Jayanti is celebrated on 3rd October.
3. Holi is a festival of colours.
4. Buddha Purnima is the birthday of Lord Mahavira.
5. Onam is the harvest festival of Tamil Nadu.
6. People make kolams to decorate their house during Pongal.
7. Christmas is the birthday of Lord Jesus Christ.

### D. Answer the following questions. *in your rough copy or EVS copy.*

1. What do you mean by Heritage?
2. What is a festival?
3. What are religious festivals? Name the three categories of festivals.
5. When and how is Christmas celebrated?
6. What are monuments? Give an example of a monument.
7. When do we celebrate harvest/seasonal festivals?
8. What is an epic?
9. What moral does the story of 'The Lion and the Cows' teach us?

### E. Picture Study.



1. Name the monument.
2. Where is it located?
3. How old is the monument?

